

Zoom as a Way to Connect

Ethan Lowery/Mary Lim-Lampe



GENESIS





*"My God . . . those meetings really
could all have been e-mails."*


Turn on your camera


Invitation URL: <https://zoom.us/j/ontboording>
Copy URL

Participant ID: 37

 Join Audio
Computer Audio Connected

 Share

 Invite Others

Unmute  Invite Manage Participants Polling Share Chat Record Closed Caption Breakout Rooms More

Mute Yourself

PowerPoint Slide Show - [ZoomGS_MasterDeck]

Managing Audio

Press **Esc** to exit full screen

Zoom Meeting ID: 805-626-6161

Meeting Topic: Zoom Training's Personal Meeting Room
Host Name: Zoom Training
Invitation URL: <https://zoom.us/my/onboarding>
[Copy URL](#)
Participant ID: 37

Join Audio
Computer Audio Connected

Share

Invite Others

Unmute Start Video Invite Manage Participants Polling Share Chat Record Closed Caption Breakout Rooms More End Meeting

00:18:25 00:38:02 19 Zoom Video Communications, Inc. Speed CC 5

Speaker View vs. Gallery



Zoom as a Way To Connect:

1. It's not Face to Face (but it's close enough):

If you are both using video: you could do a 1on1.

If you are doing a meeting: those on video can see who is waiting to talk, you can connect in a more meaningful way than phone.



GENESIS

Zoom as a Way To Connect:

2. Practice! You will find that your Zoom-ing will be better with practice. *Facilitators: Check in with participants/newbies ahead of time to provide assistance.





Zoom as a Way To Connect:


3. Technology Norms: As you would create Group Norms for a face to face meeting, be mindful of creating Tech Group Norms. Suggestions:

--Mute when you aren't talking

--Thumbs up when you agree?

--Ask for help as much as you can (off line is great)

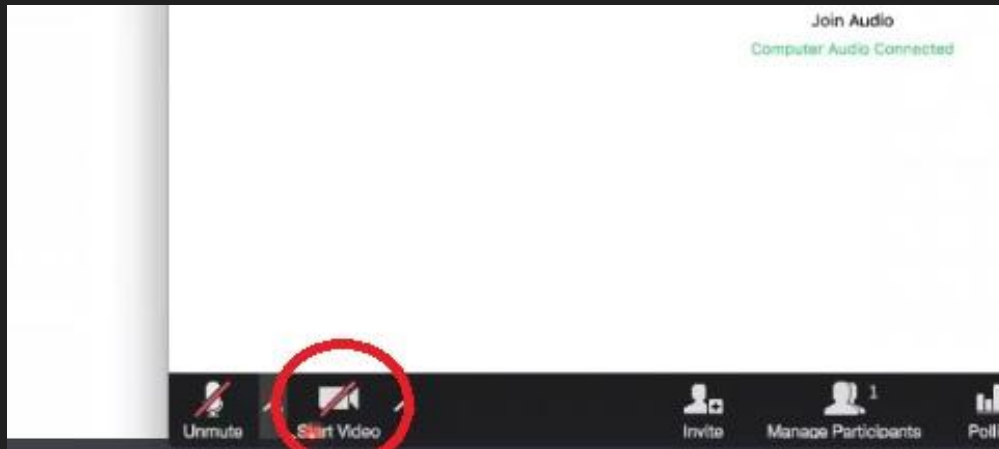
--Host can turn off mics when necessary





Zoom as a Way To Connect:

Trick of the Day: Is your WiFi connection strong? If not--try turning off your video. It will help your audio come through clearer.



Chat

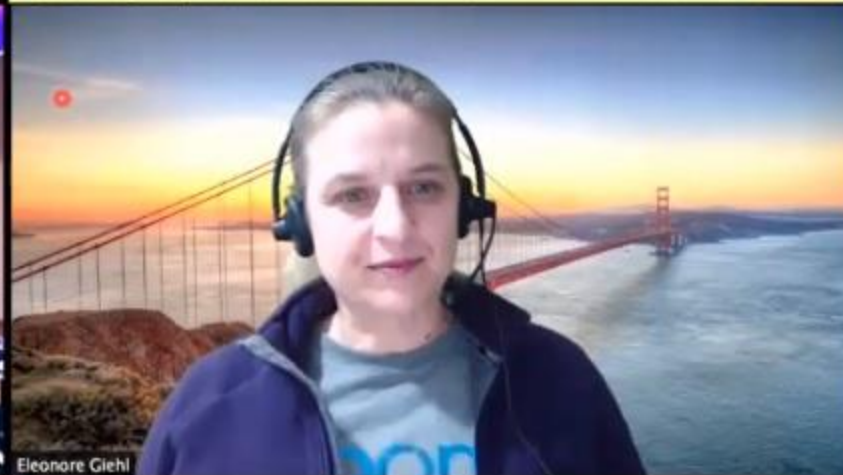

The image shows a Zoom meeting window with a chat window overlaid in the center. The chat window is titled "Zoom Group Chat" and contains the following messages:

- From Me to Everyone:
Thanks for being here!
- From Matthew Caballero to Everyone:
Hey Tim, thanks for the meeting invite!
- From Prue Munro to Everyone:
Thanks for the meeting invite Tim, great to be here!
- From Matthew Caballero to Me: *(Privately)*
Thank you for the recommendation, by the way!
I love the virtual background.
- From Prue Munro to Me: *(Privately)*
Hi Tim, could you please tell me how I can mute myself
in a meeting?

At the bottom of the chat window, there is a "To:" dropdown menu set to "Everyone", a "File" icon, and a text input field labeled "Type message here...".

The background shows a Zoom meeting grid with four participants: Joshua Jones (top left), Vincent E. Escamilla (bottom left), Dionore Glass (bottom center), and a woman (bottom right). The Zoom meeting ID "625-626-9181" is visible at the top. The Zoom toolbar at the bottom includes icons for Mute, Stop Video, Invite, Manage Participants, Polling, Share, Chat (circled in red), Record, Closed Caption, Breakout Rooms, and More. A "Chat Meeting" indicator is visible in the bottom right corner.

Share your Screen



Zoom as a Way to Connect

Resources:

Getting Started with Zoom Meetings

https://zoom.us/rec/play/ucYolumtq243G9fAswSDUPArW9W-eKis1Cga8_EPmk7mAnFQMAevZ7lQZefBr9eLpOtBNxuUZZ4WFxrQ?continueMode=true

Best practice for Video Calls

<https://uit.stanford.edu/videoconferencing/best-practices>

